



Quick Guide

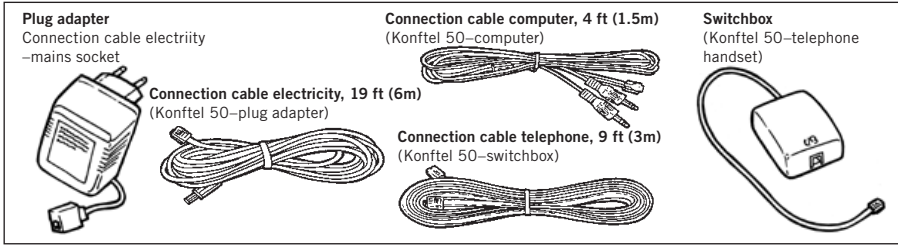
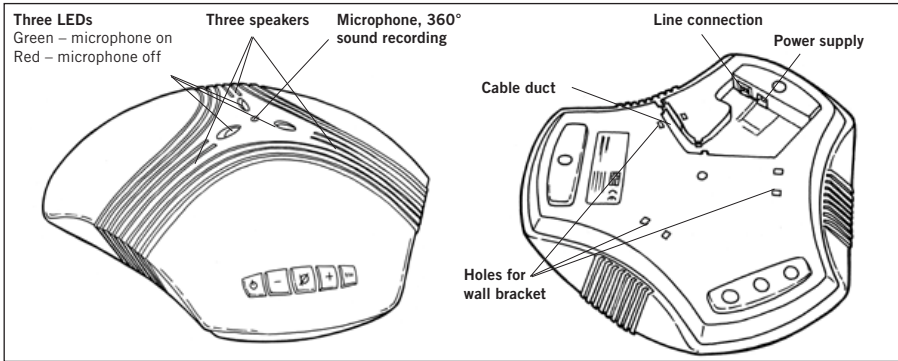
## Konftel 50 Conference Unit

US English

Conference phones for every situation



# DESCRIPTION



<b>On/off</b>	<b>-</b>	<b>Mute</b>	<b>+</b>	<b>Trim</b>
Answers a call	Reduces speaker volume	Switches off the microphone	Increases speaker volume	Tunes the sound quality

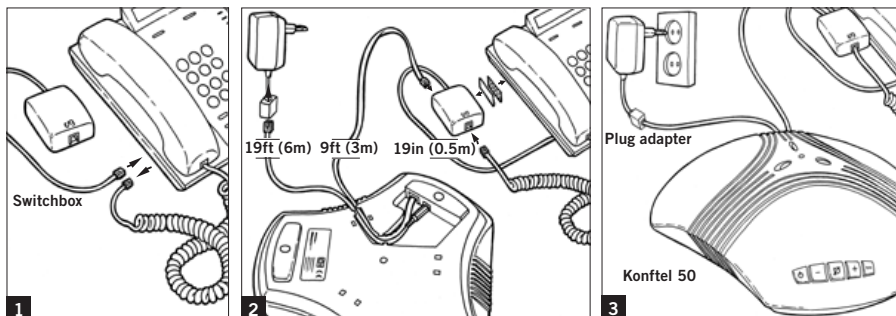
**Konftel 50** converts a system, DECT or cell telephone into a conference telephone using OmniSound®, Konftel's unique technology for optimal sound quality. Konftel 50 can also be connected to a computer and accessed using communication software, e.g. Skype®. The handbook and Konftel's website [www.konftel.com](http://www.konftel.com) offer suggestions for various accessories and applications.

## Adjusting the microphone sensitivity

The microphone volume can be adjusted during the call, but to avoid disturbing the call, it may be best to adjust it during a test call after the telephone has been paired.

- 3 secs → Press and hold the **mute** button for 3 seconds until the LEDs start to flash and you hear a tone.
- or → Increase the microphone volume using **+** and reduce it using **-**. Adjust the microphone volume one level at a time until you can hear well in the other end. Please note that too high a level may cause echoes and feedback.
- Press the **mute** button to conclude setting the selected microphone volume.

## CONNECTION TO SYSTEM TELEPHONE



### Connecting

- ⇒ Connect Konftel 50 to the telephone via the switchbox as per the picture above.
- ⇒ Plug Konftel 50 in using the power adapter as shown in the picture.
- ⇒ Make a test call to check that everything works and to adjust the microphone setting.

### Answering a call



- ⇒ Answer the call using the telephone in the normal way.



- ⇒ Press the **on/off** button to switch on Konftel 50 and change to a speaker call. The telephone headset is now disconnected.

### Making a call



- ⇒ Lift the handset and dial the number.



- ⇒ Press the **on/off** button to switch on Konftel 50 and change to a speaker call. The telephone headset is now disconnected.

### Transferring a call between Konftel 50 and a telephone



- ⇒ Press the **on/off** button to switch off Konftel 50 and transfer the call back to the telephone.

### Adjusting the speaker volume



- ⇒ Increase the speaker volume using + and reduce it using -.

### Ending a call

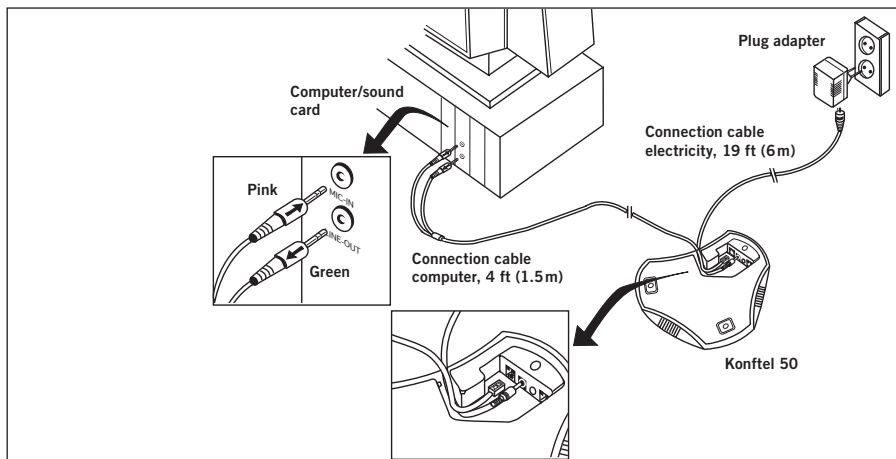


- ⇒ Hang up the handset.



- ⇒ Press the **on/off** button to switch off Konftel 50.

## CONNECTION TO COMPUTER



### Connecting

Konftel 50 functions as a speaker and microphone for all PCs. It can be connected using a cable to the computer's soundcard, or via a USB adapter (accessory). See the handbook for more information on the last connection method.

Connect in the order specified below.

- ⇒ Connect Konftel 50 to the sound card using the accompanying Y-cable as per the picture.

LINE OUTPUT ----- OUT (Green)  
MICROPHONE INPUT - IN (Pink)

- ⇒ Plug Konftel 50 in using the power adapter as shown in the picture.
- ⇒ Start the computer and switch on Konftel 50 (**on/off**).

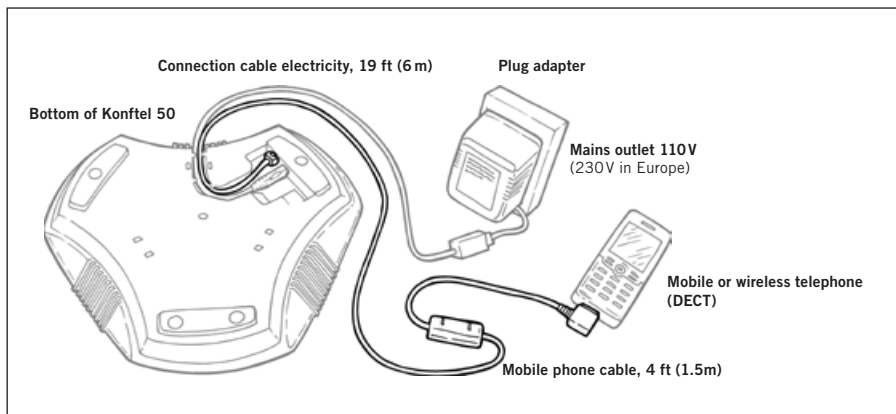


- ⇒ Check and adjust the computer's sound and volume settings. Please note that you may need to adjust the microphone and speaker volume in both the computer's settings and on Konftel 50.

### Using Konftel 50 with a computer

You can use Konftel 50 for programs that communicate over the Internet (e.g. Skype). You make, answer and end calls in the program. Konftel 50 functions as a speaker and microphone when it is switched on.

## CONNECTING TO A MOBILE OR DECT TELEPHONE



### Connecting

The Konftel 50 can be connected to a GSM or wireless DECT telephone using an **accessory cable**, as illustrated. Cables are available for most models on the market. Visit [www.konftel.com](http://www.konftel.com) for more information on accessories.

- ⇒ Plug Konftel 50 in using the power adapter as shown in the picture.
- ⇒ Connect the telephone to Konftel 50 as shown in the picture.
- ⇒ Adjust the microphone and speaker volume in the same way as when connecting to system telephones.

### Use

See "Connection to system telephone".

**Konftel** is a leading company within speaker communication and audio technology. We develop and sell products and technology for telephone conferences based on cutting-edge expertise within acoustics and digital signal processing. Characteristic of our products is that all conference telephones provide the same high quality audio technology – OmniSound® – providing crystal clear sound. Read more about Konftel and our products on **[www.konftel.com](http://www.konftel.com)**.

Developed by Konftel AB  
Box 268, SE-901 06 Umeå, Sweden  
Phone: +46 90 706 489 Fax: +46 90 131 435  
E-mail: [info@konftel.com](mailto:info@konftel.com) Web: [www.konftel.com](http://www.konftel.com)

---

---